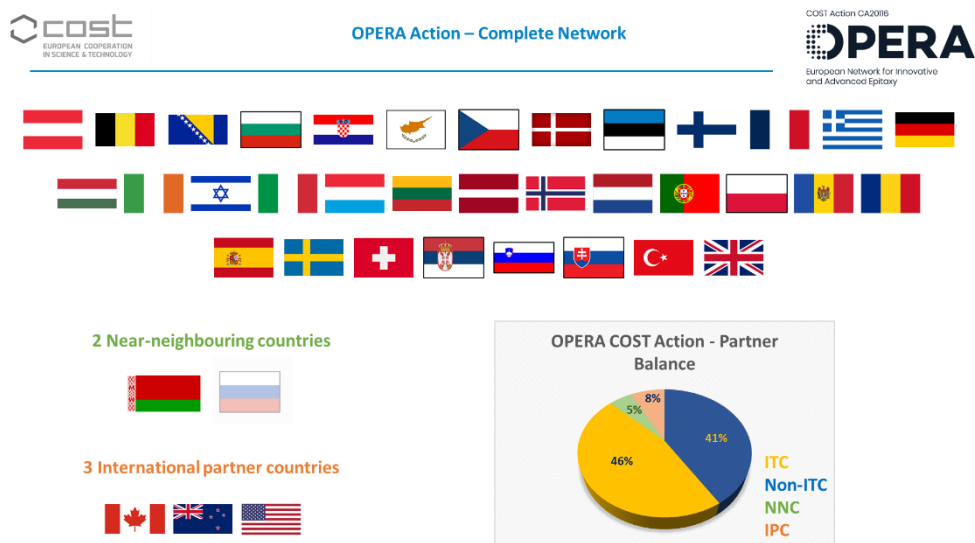
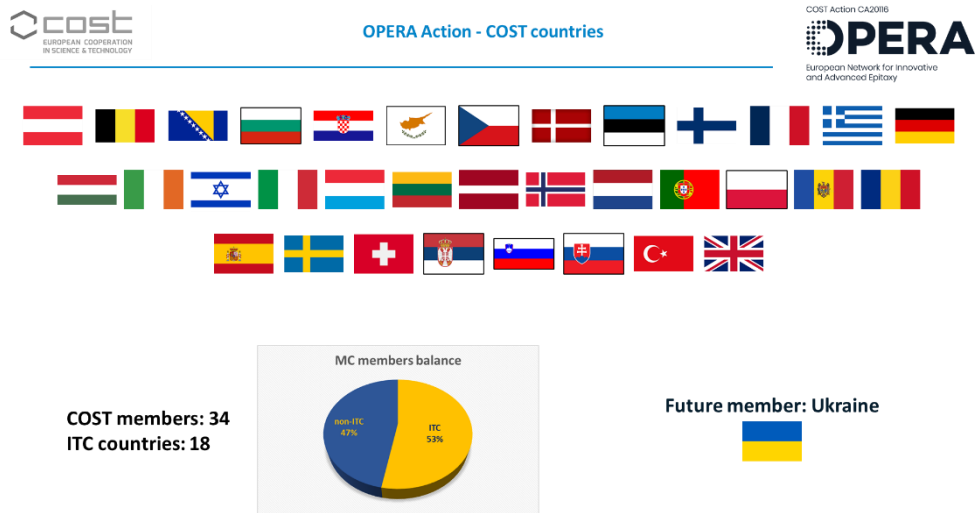


Year 1: Sept 2021 – Sept 2022 / COST Policies implementation

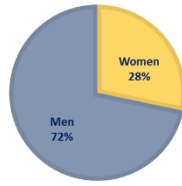
1. Relevance, uniqueness and inclusiveness of OPERA COST Action

- ❖ OPERA transversal organization gathering 34 COST countries including 18 Inclusiveness Target Countries (ITCs) representing 53% of the COST Partner countries, as well as 2 COST Near Neighbor Countries and 3 COST International Partner Countries
- ❖ Participation of 28% of women, 41% of ITC members and 25% of young researchers

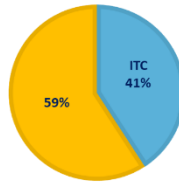


Working Group Applications: 191 applicants

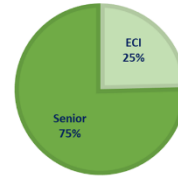
GENDRE BALANCE WORKING GROUPS



ITC BALANCE WORKING GROUPS



EARLY CARRIER INVESTIGATOR BALANCE WORKING GROUPS



- **WorkGroup 1: Fundamental research – New Materials: 145**
- **WorkGroup 2: Applications-oriented material developments: 130**
- **WorkGroup 3: Industry-oriented materials development and technological transfers: 33**

2. Relevance, uniqueness and inclusiveness of STSM

- ❖ STSM-OPERA budget = 34 217 €
- ❖ Participation of 52,6% of women, 52,6% of ITC members and 89,5% of young researchers

First Grant Period: STSM Calls Summary

First call

- Application period: March 14 to April 14
- Budget: 8333 €
- Executed budget: 6818 €
- Candidates: 4
- STSM grantees: 4
- Female grantees: 2 (50%)
- ITC grantees: 3 (75%)
- Young research: 3 (4) (75%)

Second call

- Application period: May 10 to May 31
- Budget: 9848 €
- Executed budget: 6734 €
- Candidates: 6
- STSM grantees: 5
- Female grantees: 2 (40%)
- ITC grantees: 3 (60%)
- Young researchers: 4 (5) (80%)

Third call

- Application period: June 20 to July 8
- Budget: 20665 €
- Executed budget: 20665 €
- Candidates: 12
- STSM grantees: 10
- Female grantees: 6 (60%)
- ITC grantees: 4 (40%)
- Young researchers: 10 (100%)

Gender distribution

OPERA's goal: gender balance

ITC grantees

OPERA's goal: promote ITCs

Young researchers

OPERA's goal: 75% for ECI

• Executed budget: 34217 €
• Number of applications/grantees: 22/19
• Success rate: 86%

First Grant Period: STSM Calls Summary

Home institutions countries

Host institutions countries

38 COST Members

1 Cooperating Member (Italy)

1 Partner Member (South Africa)

11 different countries, most STSM grantees from France, Poland, Spain, Portugal and Turkey

ITCs: 52,6%

Average age STSM grantee: 31

Average STSM duration: 25 days

9 different countries, most host institutions from France, UK, Spain, Poland, Belgium and Germany

ITCs: 15,8%

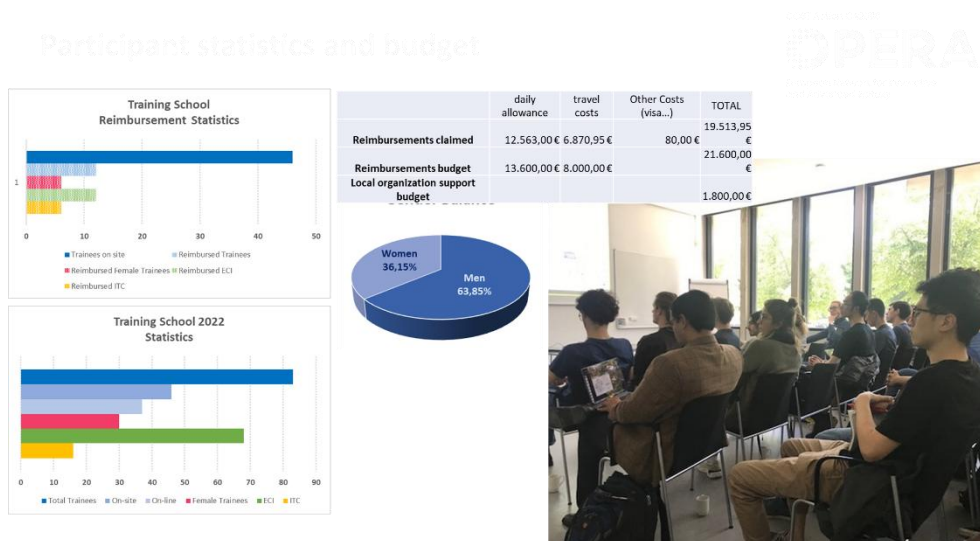
3. Relevance, uniqueness and inclusiveness of Workshop

- ❖ Participation of 52,6% of women, 52,6% of ITC members and 89,5% of young researchers
- ❖ Funded participants: Women = 36%; ITC = 46%; YRI = 36%



4. Relevance, uniqueness and inclusiveness of Training School

- ❖ Participation of 36% of women, 46% of ITC members and 82% of young researchers
- ❖ Funded participants: Women = 36%; ITC = 46%; YRI = 100%



5. Popularization

- ❖ Definition of first action towards popularization
- ❖ Definition of an OPERA dedicated webpage

6. Budget Y1



AGA-CA20116-1-FR

Report Date: 2022-11-10 09:57:00 Period of reporting from 01/11/2021 to 31/10/2022

FINAL FINANCIAL REPORT

Networking Expenditure Totals	Grant budget (a)	Expenditure			Delta (g=d-a)
		Actuals (b)	Accruals (c)	Total (d=b+c)	
	EUR	EUR	EUR	EUR	EUR
Meetings	48 380.11	31 900.96	0.00	31 900.96	-16 479.15
Training Schools	23 840.00	19 152.57	0.00	19 152.57	-4 687.43
Short-Term Scientific Mission	28 600.00	33 801.00	0.00	33 801.00	5 201.00
Virtual Mobility	0.00	0.00	0.00	0.00	0.00
ITC Conference	0.00	0.00	0.00	0.00	0.00
Dissemination Conference	0.00	0.00	0.00	0.00	0.00
Dissemination and Communication Products	5 500.00	6 338.00	0.00	6 338.00	838.00
OERSA	2 300.00	25.00	0.00	25.00	-2 275.00
Virtual Networking Support	0.00	0.00	0.00	0.00	0.00
Total Networking expenditure	108 620.11	91 217.53	0.00	91 217.53	-17 402.58

Eligible Networking Expenditure Totals	Grant budget (a)	Expenditure			Delta (g=d-a)
		Actuals (b)	Accruals (c)	Total (d=b+c)	
	EUR	EUR	EUR	EUR	EUR
Eligible Networking expenditure	108 620.11	91 217.53	0.00	91 217.53	-17 402.58
FSAC (max 15%)	16 293.02	13 682.63	0.00	13 682.63	-2 610.39
Total eligible expenditure	124 913.13	104 900.16	0.00	104 900.16	-20 012.97